

### Features

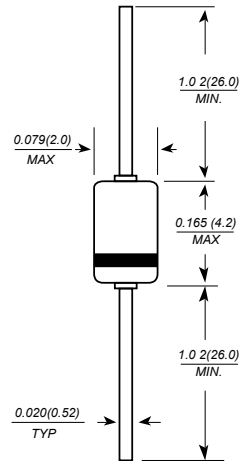
- Low capacitance. ( $C = 3.0\text{pF max}$ )
- Short reverse recovery time. ( $t_{rr} = 8.0\text{ns max}$ )
- High reliability with glass seal.

### Mechanical Data

- Case: DO-35, glass case
- Polarity: Color band denotes cathode
- Weight: 0.004 ounces, 0.13 grams



### DO-35(GLASS)



Dimensions in millimeters

### Absolute Maximum Ratings ( $T_a = 25^\circ\text{C}$ )

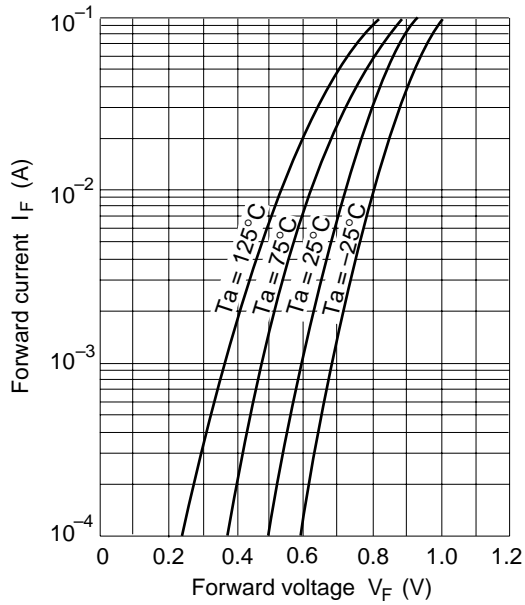
Characteristic	Symbol	Value	Unit
Peak reverse voltage	$V_{RM}$	35	V
Reverse voltage	$V_R$	30	V
Peak forward current	$I_{FM}$	450	mA
Non-Repetitive peak forward surge current	$I_{FSM}^*$	1	A
Average forward current	$I_O$	150	mA
Power dissipation	$P_d$	250	mW
Junction temperature	$T_j$	175	$^\circ\text{C}$
Storage temperature	$T_{stg}$	-65 to +175	$^\circ\text{C}$

Note: Within 1s forward surge current.

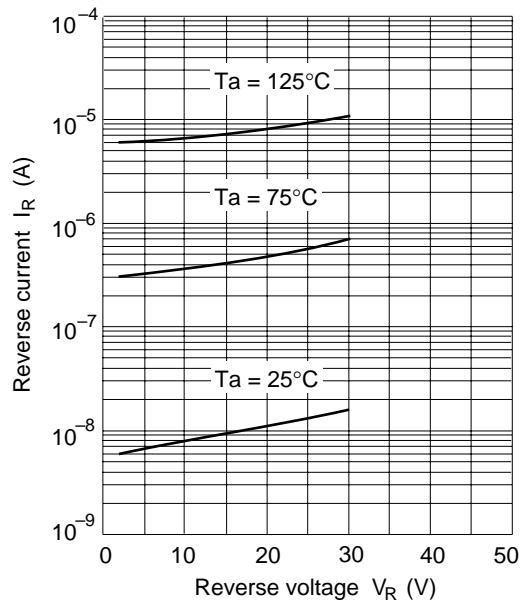
### Electrical Characteristics ( $T_a = 25^\circ\text{C}$ )

Characteristic	Symbol	Min	Typ	Max	Unit	Test Condition
Forward voltage	$V_F$	0.64	—	0.80	V	$I_F = 10\text{mA}$
Reverse current	$I_R$	—	—	0.1	$\mu\text{A}$	$V_R = 30\text{V}$
Capacitance	$C$	—	—	3.0	pF	$V_R = 1\text{V}, f = 1\text{MHz}$
Reverse recovery time	$t_{rr}^*$	—	—	8.0	ns	$I_F = I_R = 10\text{mA}, I_{rr} = 1\text{mA}$

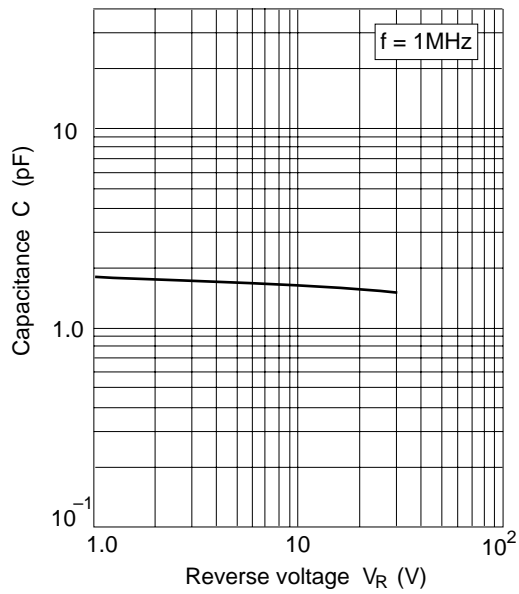
Note: Reverse recovery time test circuit



**Fig.1 Forward current Vs. Forward voltage**



**Fig.2 Reverse current Vs. Reverse voltage**



**Fig.3 Capacitance Vs. Reverse voltage**