

Features

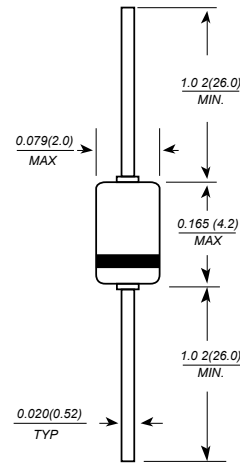
- Glass sealed envelope.
- High reliability

Mechanical Data

- Case: DO-35, glass case
- Polarity: Color band denotes cathode
- Weight: 0.005 ounces, 0.14 grams



DO-35(GLASS)



Dimensions in millimeters

Maximum Ratings @ T_A = 25°C unless otherwise specified

Symbol	Parameters	Value		Units
		1SS135		
V _{RRM}	Repetitive Peak Reverse Voltage	20		Volts
I _F	Forward Continuous Current T _A =25°C	30		mA
I _{FSM}	Peak Forward Surge Current(t=1S)	150		mA
T _{STG} /T _J	Storage and junction Temperature Range	-65 to +125		°C
T _L	Maximum Lead Temperature for Soldering during 10S at 4mm from Case	230		°C

Electrical Characteristics T_A = 25°C unless otherwise specified

Symbol	Parameters	Test Conditions	Value			Units
			Min.	Typ.	Max.	
V _F	Forward Voltage	I _F =1mA	1SS135	0.35	0.5	Volts
		I _F =30mA	1SS135	0.70	1.0	
		I _F =200mA				
I _R	Reverse Current	V _R =15V	1SS315	1.0	5.0	μA
C _J	Junction Capacitance	V _R =1V f=1MHz	1SS315	4.0		pF
		V _R =10V f=1MHz				
η	Detection Efficiency(See diagram 4)	V _i =3V f=30MHz C _L =10pF R _L =3.8kΩ		60		%
t _{rr}	Reverse Recovery time	I _F =I _R =1mA I _{rr} =1mA R _C =100Ω			1	ns
RθJA	Junction Ambient Thermal Resistance			400		°C/W

FIG.1-FORWARD CURRENT VERSUS FORWARD VOLTAGE (TYPICAL VALUES)

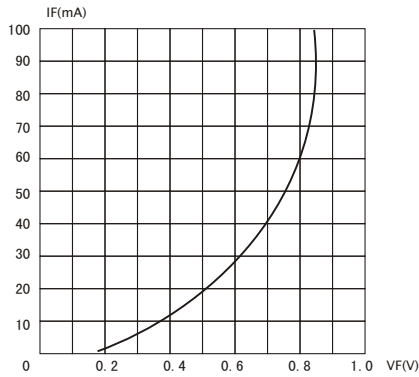


FIG.2-REVERSE CURRENT VERSUS CONTINUOUS REVERSE VOLTAGE

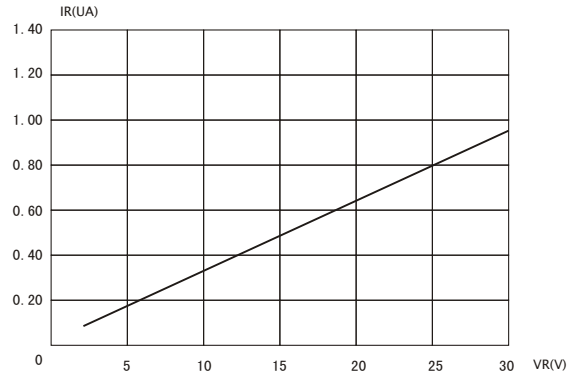


FIG.3-JUNCTION CAPACITANCE VERSUS CONTINUOUS REVERSE APPLIED VOLTAGE

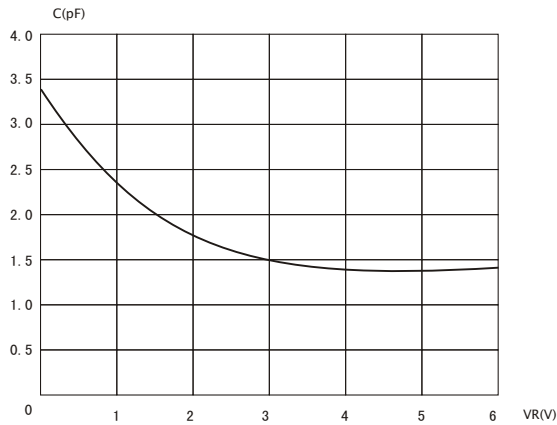


FIG.4-DETECTION EFFICIENCY MEASUREMENT CIRCUIT

