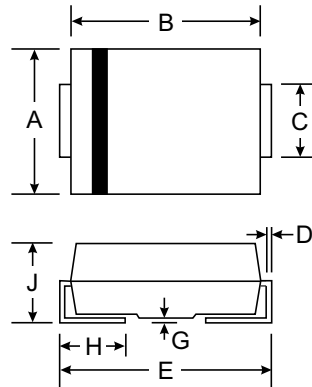


Features

- Low voltage overshoot
- Low on-state voltage
- Does not degrade surge capability after multiple surge events within limit
- Fails short circuit when surged in excess of ratings
- Low Capacitance

Mechanical Data

- Case: SMA/DO-214AC, Molded Plastic
- Terminals: Solder Plated, Solderable per MIL-STD-750, Method 2026
- Polarity: Cathode Band or Cathode Notch
- Marking: Type Number
- Weight: 0.064 grams (approx.)



SMA(DO-214AC)		
Dim	Min	Max
A	2.29	2.92
B	4.00	4.60
C	1.27	1.63
D	0.15	0.31
E	4.80	5.59
G	0.10	0.20
H	0.76	1.52
J	2.01	2.62
All Dimensions in mm		

Surge Ratings

Series	2/10 S ¹	8/20 S ¹	10/160 S ¹	10/560 S ¹	10/1000 S ¹	5/310 S ¹	I _{TSM} 50/60 Hz	di/dt
	2/10 S ²	1.2/50 S ²	10/160 S ²	10/560 S ²	10/1000 S ²	10/700 S ²		
	A min	A min	A min	A min	A min	A min		
A	150	150	90	50	45	50	20	500

Notes:

1. Current waveform in μs
 2. Voltage waveform in μs
- Peak pulse current rating (I_{PP}) is repetitive and guaranteed for the life of the product.
 - I_{PP} ratings applicable over temperature range of -40 C to +85 C
 - The device must initially be in thermal equilibrium with -40°C < T_J < +150°C

Thermal Considerations

Symbol	Parameter	Value	Unit
T _J	Operating Junction Temperature Range	- 40 to + 150	°C
T _S	Storage Temperature Range	- 40 to +150	°C
R _{θJA}	Thermal Resistance: Junction to Ambient	90	°C/W

Part Number	V_{DRM} @ $I_{DRM}=5A$	V_S @100V/ S	V_T @ $I_T=2.2A$	I_S	I_T	I_H	C_0 @1MHz	
	V min	V max	V max	mA max	A max	mA min	pF min	pF max
P0080SA	6	25	4	800	2.2	50	25	150
P0300SA	25	40	4	800	2.2	50	15	140
P0640SA	58	77	4	800	2.2	150	40	60
P0720SA	65	88	4	800	2.2	150	35	60
P0900SA	75	98	4	800	2.2	150	25	55
P1100SA	90	130	4	800	2.2	150	30	50
P1300SA	120	160	4	800	2.2	150	25	45
P1500SA	140	180	4	800	2.2	150	25	40
P1800SA	170	220	4	800	2.2	150	25	35
P2000SA	180	220	4	800	2.2	150	20	35
P2300SA	190	260	4	800	2.2	150	25	35
P2600SA	220	300	4	800	2.2	150	20	35
P3100SA	275	350	4	800	2.2	150	20	35
P3500SA	320	400	4	800	2.2	150	20	35
P4000SA	360	460	4	800	2.2	150	20	35
P4500SA	400	540	4	800	2.2	150	20	35
P5000SA	440	600	4	800	2.2	150	20	35

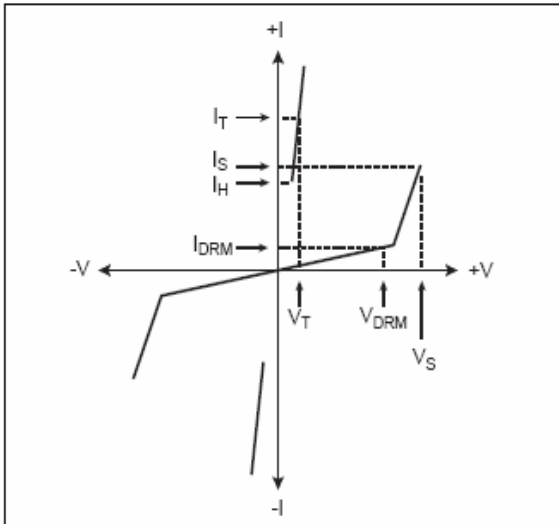


Figure1 V-I Characteristics

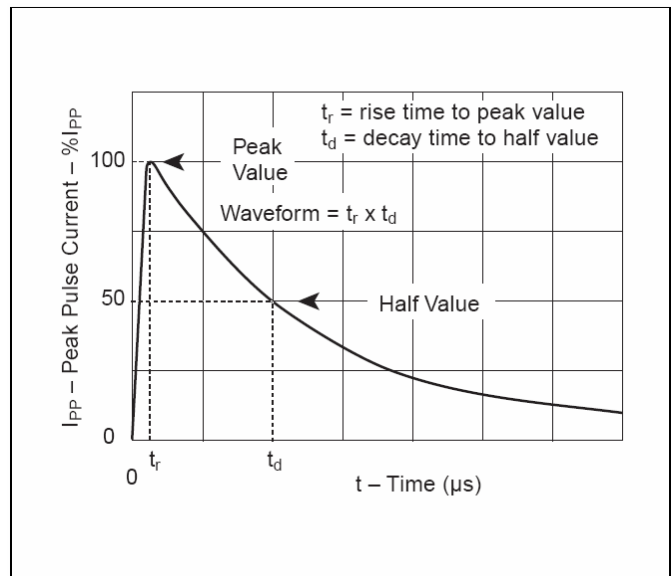


Figure2 $t_r \times t_d$ Pulse Wave-form

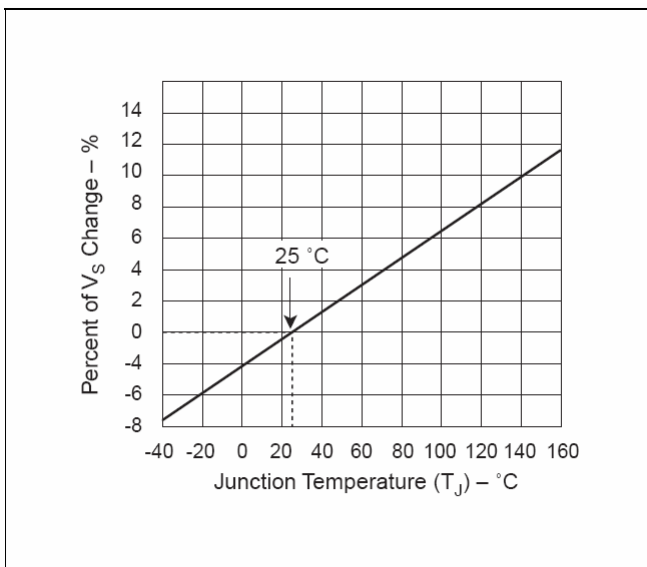


Figure3
Normalized V_S Change versus Junction Temperature

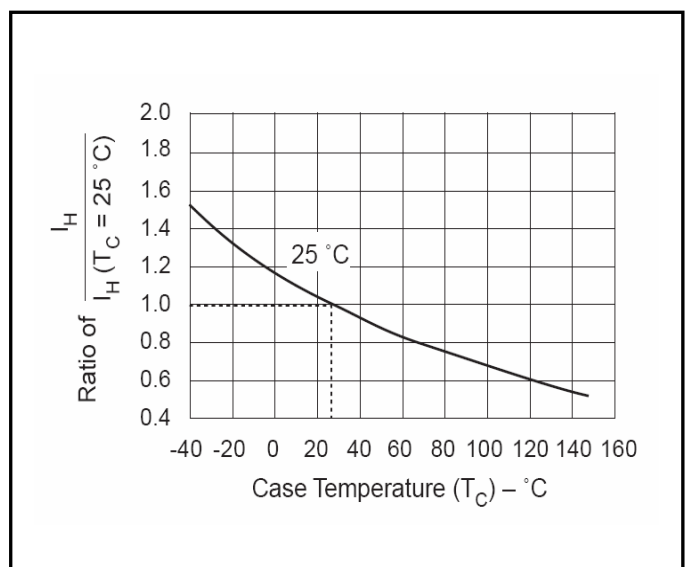


Figure4
Normalized DC Holding Current