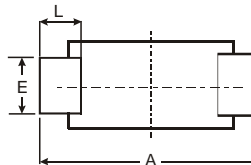
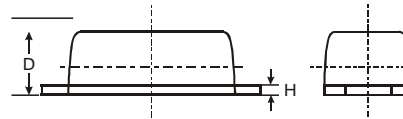
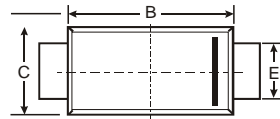



VOLTAGE RANGE: 20 - 100V
CURRENT: 2.0 A

Features

- The plastic package carries Underwriters Laboratory
- Flammability Classification 94V-0
- Metal silicon junction, majority carrier conduction
- Low power loss, high efficiency
- High forward surge current capability
- High temperature soldering guaranteed:
- 250°C/10 seconds, 0.375”(9.5mm) lead length, 5 lbs. (2.3kg) tension



SOD-123FL			
Dim	Min	Max	Typ
A	3.50	3.80	3.65
B	2.60	2.90	2.75
C	1.70	1.90	1.80
D	0.09	1.10	1.00
E	0.08	1.10	0.095
H	0.12	0.20	0.16
L	0.07	0.09	0.08
All Dimensions in mm			

Mechanical Data

- Case: SOD-123FL
plastic body over passivated junction
- Terminals : Plated axial leads,
- solderable per MIL-STD-750, Method 2026
- Polarity : Color band denotes cathode end
- Mounting Position : Any
- Weight: 0.0007 ounce, 0.02 grams



Maximum Ratings and Electrical Characteristics T_A = 25°C unless otherwise specified

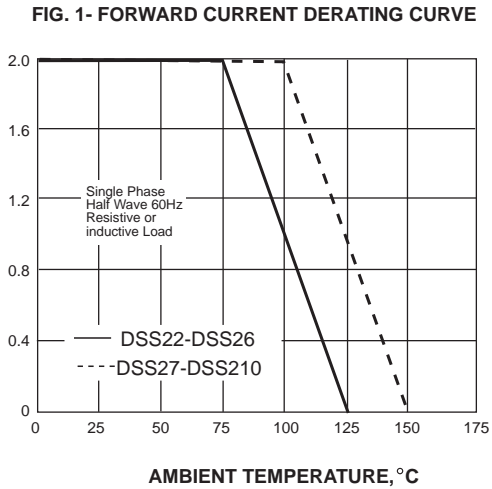
Single phase, half wave, 60Hz, resistive or inductive load. For capacitive load, derate current by 20%.

Characteristic	Symbol	DSS22	DSS23	DSS24	DSS25	DSS26	DSS27	DSS28	DSS29	DSS210	Unit
Maximum repetitive peak reverse voltage	V _{RRM}	20	30	40	50	60	70	80	90	100	Volts
Maximum RMS voltage	V _{RMS}	14	21	28	35	42	49	56	63	70	Volts
Maximum DC blocking voltage	V _{DC}	20	30	40	50	60	70	80	90	100	Volts
Maximum average forward rectified current	I _(AV)	2.0									Amp
Peak forward surge current 8.3ms single half sine-wave superimposed on rated load (JEDEC Method)	I _{FSM}	40.0									Amps
Maximum instantaneous forward voltage at 2.0A	V _F	0.55			0.70		0.85			Volts	
Maximum DC reverse current T _A =25°C at rated DC blocking voltage T _A =100°C	I _R	0.5					10.0				mA
		5.0									
Typical junction capacitance (NOTE 1)	C _J	220			80					pF	
Operating junction temperature range	T _J	-50 to +125					-50 to +150				°C
Storage temperature range	T _{STG}	-50 to +150									°C

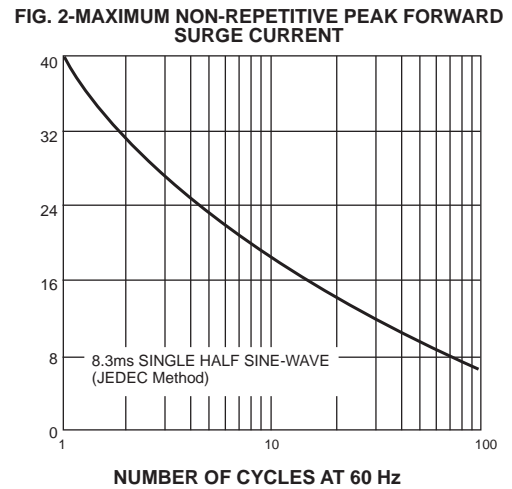
Note: 1. Measured at 1MHz and applied reverse voltage of 4.0V D.C.

RATINGS AND CHARACTERISTIC CURVES DSS22 THRU DSS210

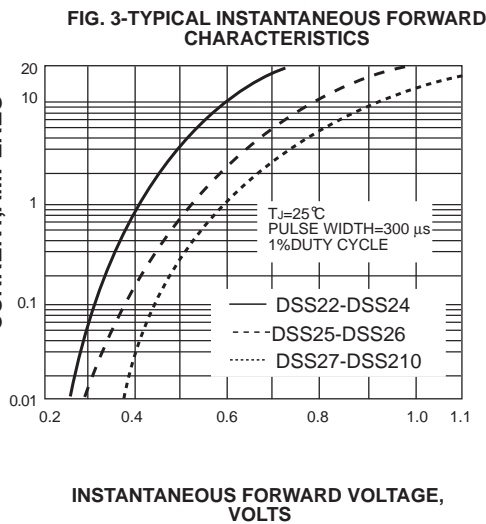
AVERAGE FORWARD RECTIFIED CURRENT, AMPERES



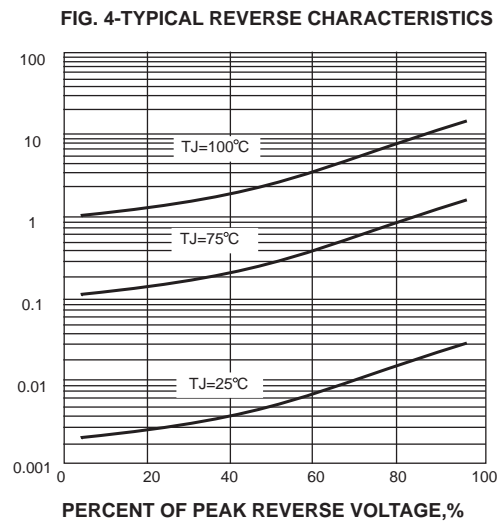
PEAK FORWARD SURGE CURRENT, AMPERES



INSTANTANEOUS FORWARD CURRENT, AMPERES



INSTANTANEOUS REVERSE CURRENT, MILLIAMPERES



JUNCTION CAPACITANCE, pF

