

Features

- I Wide operating voltage (V_{1mA}) range from 47V to 1800V.
- I Fast responding to transient over-voltage.
- I Large absorbing transient energy capability.
- I Low clamping ratio and no following-on current.



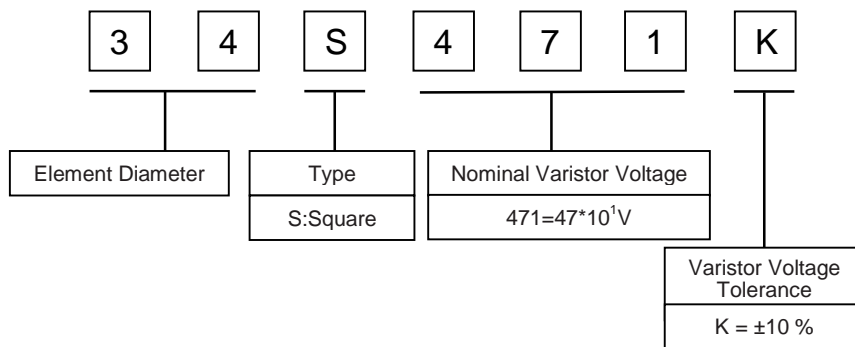
General Information

- I Surge protection in consumer electronics
- I Surge protection in industrial electronics
- I Relay and electromagnetic valve surge absorption
- I Transistor, diode, IC, thyristor or triac semiconductor protection
- I Surge protection in electronic home appliances, gas and petroleum appliances

General Characteristics

- I Body: Nickel Plated
- I Devices with No Leads: Nickel Plated
- I Operating Temperature: -40°C to +85°C
- I Storage Temperature: -40 °C to +125°C
- I Axial Devices: Tin Plated

Part Number Code



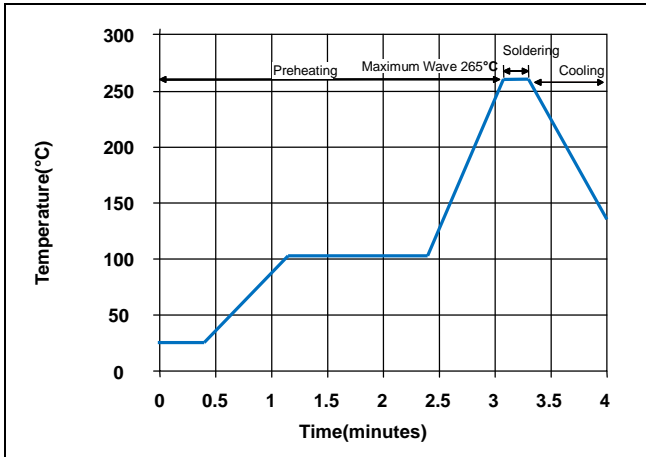
Electrical Characteristics

Type Number	Varistor Voltage	Max. Allowable Voltage		Max. Energy (10/1000 μ s)	Max. Clamping Voltage (8/20 μ s)		Max. Peak Current (8/20 μ s)	Typical Capacitance (Reference)
	V _{1mA} (V)	V _{AC} (V)	V _{DC} (V)	(J)	I _P (A)	V _C (V)	I(A)	@1KHz(pf)
34S470K	42~52	30	38	96	60	93	20000	35000
34S560K	50~63	35	45	115	60	110	20000	29500
34S680K	61~75	40	56	136	60	135	20000	24200
34S820K	74~90	50	65	156	300	135	30000	17950
34S101K	90~110	60	85	195	300	165	30000	15000
34S121K	108~132	75	100	235	300	200	45000	12200
34S151K	135~165	95	125	296	300	250	50000	10000
34S181K	162~198	115	150	350	300	300	50000	8250
34S201K	185~225	130	170	400	300	340	50000	6750
34S221K	198~242	140	180	450	300	360	50000	6400
34S241K	222~270	150	200	480	300	395	50000	5650
34S271K	256~310	180	225	540	300	455	50000	5100
34S301K	270~330	190	250	600	300	500	50000	4510
34S331K	297~363	210	275	656	300	550	50000	4150
34S361K	324~396	230	300	745	300	595	50000	3750
34S391K	362~440	250	320	830	300	650	50000	3500
34S431K	387~473	275	350	920	300	710	50000	2950
34S471K	423~517	300	385	1000	300	775	50000	2880
34S511K	459~561	320	415	1060	300	845	50000	2650
34S561K	504~616	350	460	1150	300	925	50000	2450
34S621K	558~682	385	505	1250	300	1025	50000	2200
34S681K	612~748	420	560	1250	300	1120	50000	2000
34S751K	675~825	460	615	1280	300	1240	50000	1820
34S781K	702~858	485	640	1350	300	1290	50000	1750
34S821K	738~902	510	670	1395	300	1355	45000	1650
34S911K	819~1001	550	745	1475	300	1500	45000	1500
34S951K	855~1045	575	760	1485	300	1570	45000	1430
34S102K	900~1100	625	825	1550	300	1650	45000	1350
34S112K	990~1210	680	895	1700	300	1815	45000	1230
34S122K	1150~1320	750	980	1750	300	1980	40000	1135
34S142K	1315~1540	850	1120	1750	300	2310	40000	970
34S162K	1550~1760	1000	1320	2000	300	2640	40000	840
34S182K	1700~1980	1100	1485	2000	300	2970	40000	800



Soldering Recommendation

Wave Lead Free Soldering Recommendation

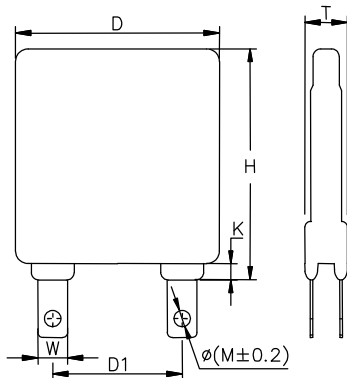


Item	Conditions
Peak Temperature	265°C
Dipping Time	10 seconds (max.)
Soldering	1 time

Recommendation Reworking Conditions with Soldering Iron

Item	Conditions
Temperature of Soldering Iron-tip	360°C (max.)
Soldering Time	3 seconds (max.)
Distance from Varistor	2mm (min.)

Dimensions



Symbol	Millimeters	Inches
H(max)	40	1.575
D(max)	36	1.417
D1(±1.0)	22.0/25.4	0.866/1.00
T(max)	TABLE 2	
K(max.)	5.0	0.197
W	(6.0/7.0)x0.5	(0.236/0.276)x0.02
(M±0.2)	3.0	0.118

TABLE 2---T(max.)

Model	Millimeters	Inches	Model	Millimeters	Inches	Model	Millimeters	Inches
470k	6.5	0.256	301K	7.1	0.28	751K	10.0	0.394
560K	6.8	0.268	331K	7.3	0.287	781K	10.2	0.402
680K	7.2	0.283	361K	7.6	0.299	821K	10.8	0.425
820K	5.9	0.232	391K	7.8	0.307	911K/102K	11.2	0.441
101K	6.1	0.240	431K	8.0	0.315	951K	11.0	0.433
121K/181K	6.3	0.248	471K	8.3	0.327	112K	12.3	0.484
151K/221K	6.6	0.26	511K	8.7	0.343	122K	13.0	0.512
201K	6.4	0.252	561K	9.0	0.354	142K	14.3	0.563
241K	6.7	0.264	621K	9.4	0.37	162K	13.3	0.524
271K	6.9	0.272	681K	9.5	0.374	182K	14.2	0.559

