

**Applications**

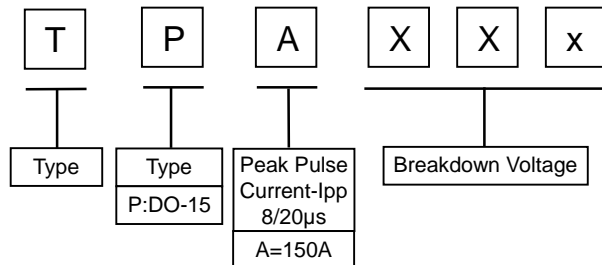
- I DO-15 Customer Premises Equipment (CPE)
- I Modems, Line cards, DSL, ISDN, T-1/E-1
- I Data lines and security systems
- I Fax machines, Telephones etc.



**Features**

- I Fails short circuit when surged in excess of ratings
- I Low voltage overshoot
- I High repetitive surge current capability
- I Low on-state voltage
- I Low capacitance
- I RoHS and REACH Compliant

**Part Number Code**



**Surge Ratings**

Series	Peak Pulse Current-Ipp					ITSM 50/60Hz	di/dt (Amps/µs)
	2/10µs	8/20µs	10/160µs	10/560µs	10/1000µs		
A	150	150	90	50	45	20	500

Note:

1. Peak pulse current rating (IPP) is non-repetitive and guaranteed for the life of the product.
2. IPP ratings applicable over temperature range of -40°C to +85°C
3. The device must initially be in thermal equilibrium with -40°C < T<sub>J</sub> < +150°C
4. Current waveform and voltage waveform in µs.

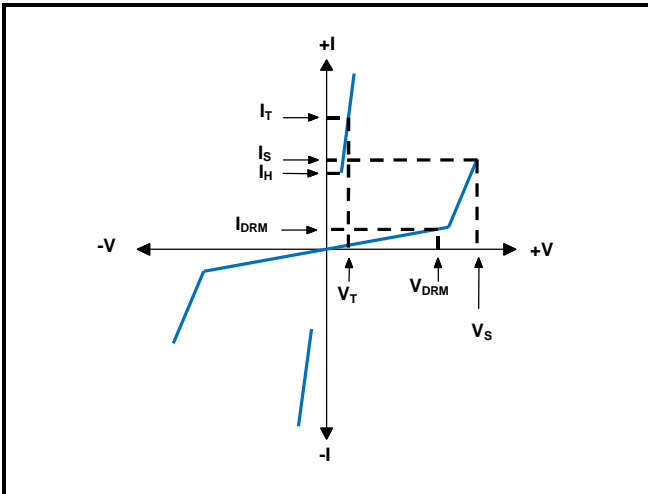
**Electrical Characteristics** (T Ambient=25°C unless noted otherwise)

Type Number	V <sub>DRM</sub>	V <sub>BO</sub>	V <sub>T</sub>	I <sub>S</sub>	I <sub>T</sub>	I <sub>H</sub>	CO	
	V	V	V	mA	A	mA	Pf <sub>(min)</sub>	pF <sub>(max)</sub>
TPA180	180	240	5	800	2.2	150	50	100
TPA200	200	267	5	800	2.2	150	50	100
TPA220	220	293	5	800	2.2	150	50	100
TPA240	240	320	5	800	2.2	150	50	100
HP2600	220	300	5	800	2.2	150	50	100
HP3100	275	350	5	800	2.2	150	50	100

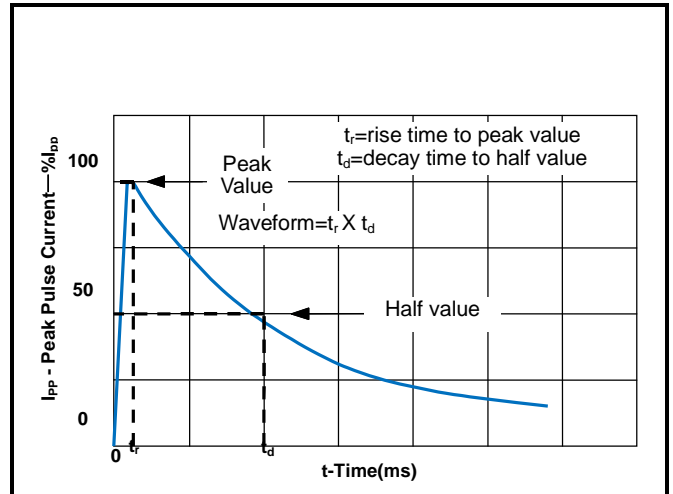
Notes: 1. V<sub>DRM</sub>@I<sub>DRM</sub>=5µA, V<sub>S</sub>@100V/µS, V<sub>T</sub>@I<sub>T</sub>=2.2A, CO@1MHz,2V

**Characteristics Curves**

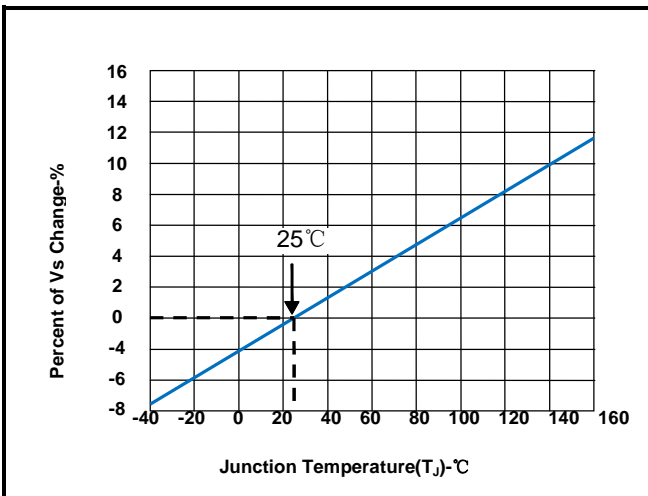
V-1 Characteristics



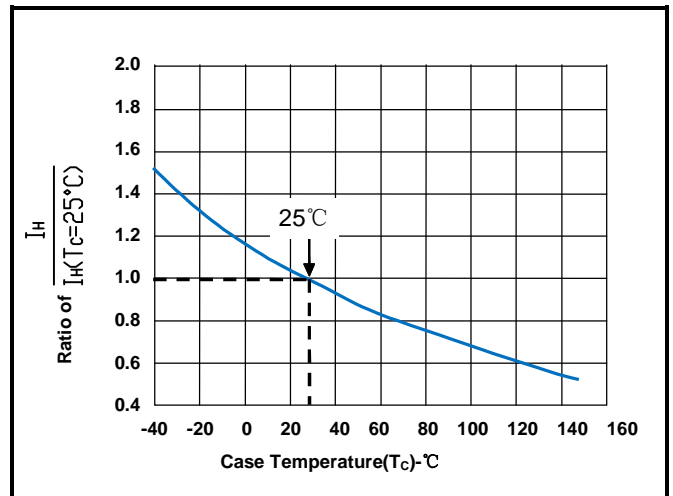
t<sub>r</sub> X t<sub>d</sub> Pulse Waveform



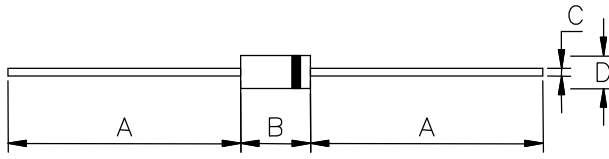
Normalized V<sub>s</sub> Change vs. Junction Temperature



Normalized DC Holding Current vs. Case Temperature



**Dimensions**



DIM	Millimeters		Inches	
	Min	Max	Min	Max
A	25.40	-	1.000	-
B	5.80	7.60	0.230	0.300
C	0.70	0.90	0.028	0.034
D	2.60	3.60	0.104	0.140